

FOR RELEASE JANUARY 17, 2019

# Generation Z Looks a Lot Like Millennials on Key Social and Political Issues

*Among Republicans, Gen Z stands out in views on race, climate and the role of government*

**BY** Kim Parker, Nikki Graf and Ruth Igielnik

**FOR MEDIA OR OTHER INQUIRIES:**

Kim Parker, Director, Social Trends Research  
Juliana Horowitz, Associate Director, Research  
Jessica Pumphrey, Communications Associate

202.419.4372

[www.pewresearch.org](http://www.pewresearch.org)

**RECOMMENDED CITATION**

Pew Research Center, January 2019, "Generation Z Looks a Lot Like Millennials on Key Social and Political Issues"

## About Pew Research Center

Pew Research Center is a nonpartisan fact tank that informs the public about the issues, attitudes and trends shaping America and the world. It does not take policy positions. The Center conducts public opinion polling, demographic research, content analysis and other data-driven social science research. It studies U.S. politics and policy; journalism and media; internet, science and technology; religion and public life; Hispanic trends; global attitudes and trends; and U.S. social and demographic trends. All of the Center's reports are available at [www.pewresearch.org](http://www.pewresearch.org). Pew Research Center is a subsidiary of The Pew Charitable Trusts, its primary funder.

© Pew Research Center 2019

# Generation Z Looks a Lot Like Millennials on Key Social and Political Issues

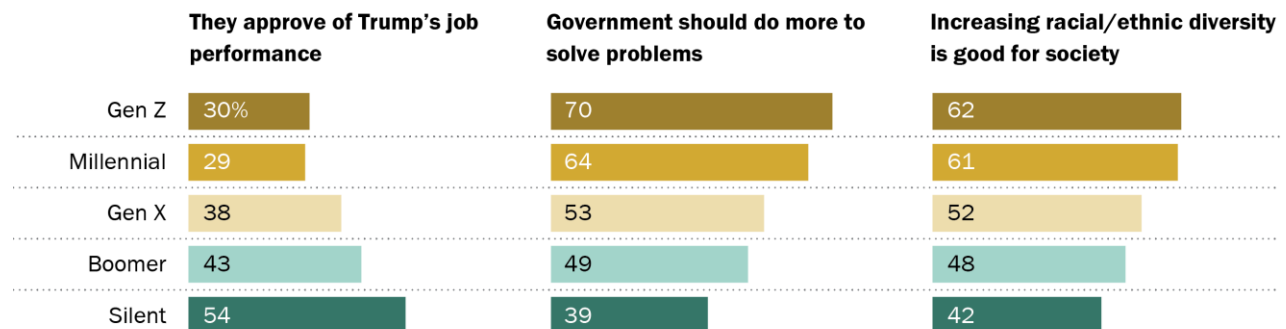
*Among Republicans, Gen Z stands out in views on race, climate and the role of government*

No longer the new kids on the block, Millennials have moved firmly into their 20s and 30s, and a new generation is coming into focus. [Generation Z](#) – diverse and on track to be the most well-educated generation yet – is moving toward adulthood with a liberal set of attitudes and an openness to emerging social trends.

On a range of issues, from Donald Trump’s presidency to the role of government to racial equality and climate change, the views of Gen Z – those ages 13 to 21 in 2018 – mirror those of Millennials.<sup>1</sup> In each of these realms, the two younger generations hold views that differ significantly from those of their older counterparts. In most cases, members of the Silent Generation are at the opposite end, and Baby Boomers and Gen Xers fall in between.<sup>2</sup>

## Gen Z and Millennials differ from older generations in views on Trump, role of government and growing diversity in U.S.

% saying ...



Source: Surveys of U.S. adults ages 18 and older conducted Sept. 24-Oct. 7, 2018, and U.S. teens ages 13 to 17 conducted Sept. 17-Nov. 25, 2018.

“Generation Z Looks a Lot Like Millennials on Key Social and Political Issues”

PEW RESEARCH CENTER

<sup>1</sup> A [previous Pew Research Center analysis](#) of Generation Z (previously referred to as the post-Millennial generation), which examined the generation’s demographic characteristics based on Census Bureau data, looked at those ages 6 to 21 in 2018. The survey methodology used in the current study does not include respondents younger than 13. In this analysis, teens’ (ages 13 to 17) responses were combined with those of adults ages 18 to 21 to form Generation Z.

<sup>2</sup> This analysis does not report data on the Greatest Generation (those born before 1928) due to their small sample size.

It's too early to say with certainty how the views of this new generation will evolve. Most have yet to reach voting age, and their outlook could be altered considerably by changing national conditions, world events or technological innovations. Even so, two new Pew Research Center surveys, one of U.S. teens ages 13 to 17 and one of adults ages 18 and older, provide some compelling clues about where they may be headed and how their views could impact the nation's political landscape.

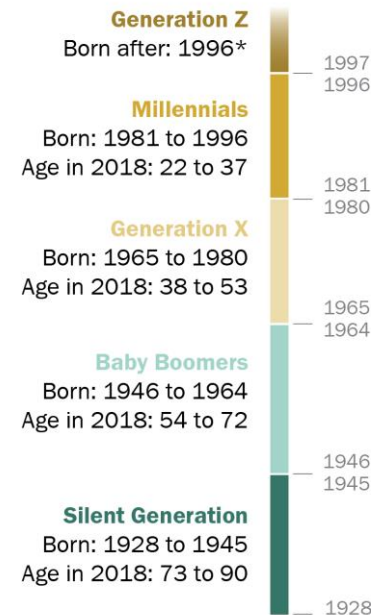
Only about three-in-ten Gen Zers and Millennials (30% and 29%, respectively) approve of the way Donald Trump is handling his job as president. This compares with 38% of Gen Xers, 43% of Boomers and 54% of Silents. Similarly, while majorities in Gen Z and the Millennial generation say government should do more to solve problems, rather than that government is doing too many things better left to businesses and individuals, Gen Xers and Boomers are more evenly divided on this issue. For their part, most Silents would like to see a less activist government.

When it comes to views on race, the two younger generations are more likely than older generations to say that blacks are treated less fairly than whites in the United States today. And they are much more likely than their elders to approve of NFL players kneeling during the national anthem as a sign of protest.

The younger generations are also more accepting of some of the ways in which American society is changing. Majorities among Gen Z and the Millennial generation say increasing racial and ethnic diversity in the U.S. is a good thing for society, while older generations are less convinced of this. And they're more likely to have a positive view of interracial and same-sex marriage than their older counterparts.

As a [recent Pew Research Center report](#) highlighted, Gen Z is the most racially and ethnically diverse generation we have seen, but this isn't all that's driving the attitudes of this generation when it comes to issues surrounding race and diversity. There are significant, if more modest, generational differences on these issues even among non-Hispanic whites.

## The generations defined



\*No chronological endpoint has been set for this group. In this analysis, Generation Z includes those ages 13 to 21 in 2018.

"Generation Z Looks a Lot Like Millennials on Key Social and Political Issues"

PEW RESEARCH CENTER

## Roughly a third of Gen Zers know someone who uses gender-neutral pronouns

While Generation Z's views resemble those of Millennials in many areas, Gen Zers are distinct from Millennials and older generations in at least two ways, both of which reflect the cultural context in which they are coming of age. Gen Zers are more likely than Millennials to say they know someone who prefers that others use gender-neutral pronouns to refer to them: 35% say this is the case, compared with a quarter of Millennials. Among each older generation, the share saying this drops: 16% of Gen Xers, 12% of Boomers and just 7% of Silents say this.

The youngest generation is also the most likely to say forms or online profiles that ask about a person's gender should include options other than "man" or "woman." Roughly six-in-ten Gen Zers (59%) hold this view, compared with half of Millennials and four-in-ten or fewer Gen Xers, Boomers and Silents.

These findings seem to speak more to exposure than to viewpoint, as roughly equal shares of Gen Zers and Millennials say society should be more accepting of people who don't identify as either a man or a woman.

Members of Gen Z also stand out somewhat in their views on the role social media plays in modern news consumption. These teens and young adults are much less likely than older generations to say the fact that more people are getting their news from social media is a bad thing for society – 39% of Gen Zers hold this view, compared with about half among each of the older generations.

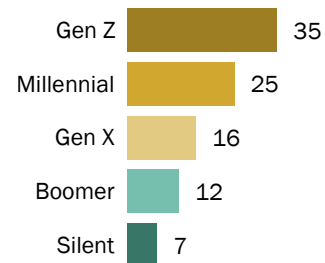
## Among Republicans, Gen Z stands out on some key issues

While they are young and their political views may not be fully formed, there are signs that those in Generation Z who identify as Republican or lean to the Republican Party diverge somewhat from older Republicans – even Millennials – in their views on several key issues. These same generational divides are not as apparent among Democrats.

---

### Gen Z more familiar with gender-neutral pronouns

*% saying they personally know someone who prefers that others refer to them using gender-neutral pronouns*



Source: Surveys of U.S. adults ages 18 and older conducted Sept. 24-Oct. 7, 2018, and U.S. teens ages 13 to 17 conducted Sept. 17-Nov. 25, 2018.

"Generation Z Looks a Lot Like Millennials on Key Social and Political Issues"

PEW RESEARCH CENTER

---

On views about race relations, Gen Z Republicans are more likely than older generations of Republicans to say that blacks are treated less fairly than whites. Among Republicans, 43% of Gen Zers say this, compared with 30% of Millennials and roughly 20% of Gen Xers, Boomers and Silents. Gen Z Republicans are also much more likely than their GOP counterparts in older generations to say increasing racial and ethnic diversity in the U.S. is a good thing for society. On each of these measures, Democrats' views are nearly uniform across generations.

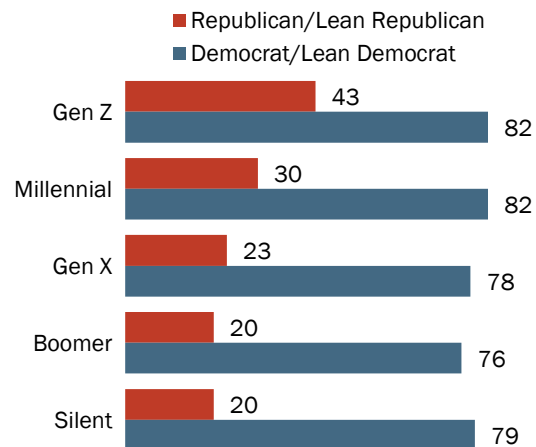
In addition, the youngest Republicans stand apart in their views on the role of government and the causes of climate change. Gen Z Republicans are much more likely than Republicans in older generations to say government should do more to solve problems. And they are less likely than their older counterparts to attribute the earth's warming temperatures to natural patterns, as opposed to human activity.

While younger and older Americans differ in many of their views, there are some areas where generation is not as clearly linked with attitudes. When it comes to the merits of having more women running for political office, majorities across generations say this is a good thing for the country. Majorities in each generation also say that, on balance, legal immigrants have had a positive impact on the U.S.

This analysis is based on a survey of 920 U.S. teens ages 13 to 17 conducted online Sept. 17-Nov. 25, 2018, combined with a nationally representative survey of 10,682 adults ages 18 and older conducted online Sept. 24-Oct. 7, 2018, using Pew Research Center's [American Trends Panel](#).<sup>3</sup> Findings based on Generation Z combine data from the teens survey with data from the 18- to 21-year-old respondents in the adult survey.

### Gen Z Republicans more likely than other Republicans to say blacks aren't treated fairly

*% saying that overall in our country today, blacks are treated less fairly than whites*



Source: Surveys of U.S. adults ages 18 and older conducted Sept. 24-Oct. 7, 2018, and U.S. teens ages 13 to 17 conducted Sept. 17-Nov. 25, 2018.

"Generation Z Looks a Lot Like Millennials on Key Social and Political Issues"

PEW RESEARCH CENTER

<sup>3</sup> For more details, see the [Methodology](#) section of the report.

## Gen Zers and Millennials share views on politics and policy; large generational gaps among Republicans

When it comes to views on political issues and the current political climate, younger generations have consistently held [more liberal views](#) than older generations in recent years. Today, members of Generation Z hold many similar views to Millennials, and both tend to be more liberal than older generations.

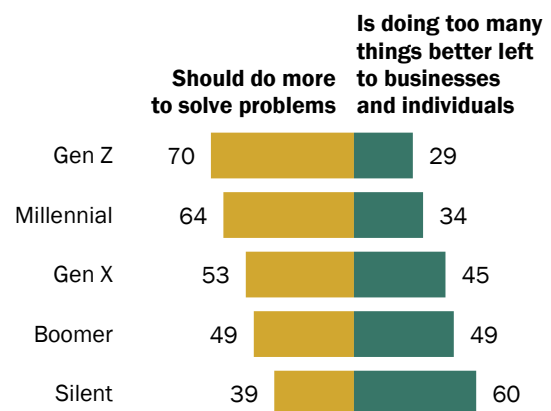
Seven-in-ten Gen Zers say the government should do more to solve problems in this country, while just 29% say the government is doing too many things that are better left to individuals and businesses. Gen Zers are slightly more likely to favor government activism than Millennials, and significantly more likely than older generations: 53% of Gen Xers, 49% of Baby Boomers and 39% of Silents favor government involvement over businesses and individuals.

Among Republicans and those who lean to the Republican Party, the generational divides are even starker. Roughly half (52%) of Gen Z Republicans say they think the government should be doing more to solve problems, compared with 38% of Millennial Republicans and 29% of Gen Xers. About a quarter of Republican Baby Boomers (23%) and fewer GOP Silents (12%) believe the government should be doing more.

Among Democrats, however, these generational divides largely disappear. Roughly eight-in-ten Gen Z (81%) and Millennial Democrats (79%) say the government should do more to solve problems, as do about seven-in-ten Democratic Gen Xers, Boomers and Silents.

### Gen Z and Millennials see bigger role for government

% saying government ...



Note: Share of respondents who didn't offer an answer not shown. Source: Surveys of U.S. adults ages 18 and older conducted Sept. 24-Oct. 7, 2018, and U.S. teens ages 13 to 17 conducted Sept. 17-Nov. 25, 2018.

"Generation Z Looks a Lot Like Millennials on Key Social and Political Issues"

PEW RESEARCH CENTER

Gen Zers' views about climate change are virtually identical to those of Millennials and not markedly different from Gen Xers. About half in all three generations say the earth is getting warmer due to human activity. Boomers are somewhat more skeptical of this than Gen Zers or Millennials. Members of the Silent Generation are least likely to say this (38%) and are more likely to say the earth is warming mainly due to natural patterns (28%) than are Gen Zers, Millennials and Gen Xers.

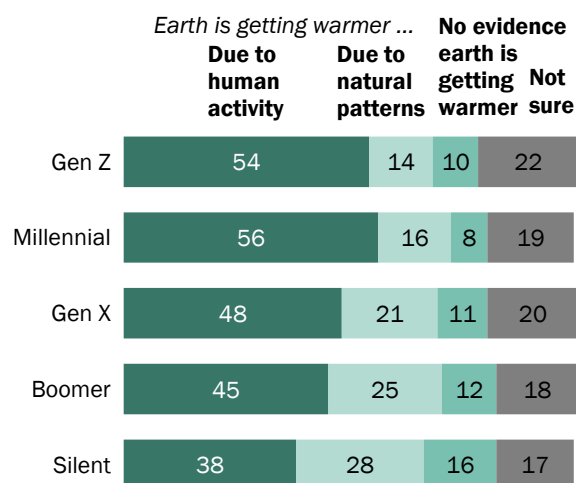
Among Republicans, Gen Z stands out from older generations as the least likely to say the earth is warming because of natural patterns – 18% say this. By comparison, 30% of Millennial, 36% of Gen X and roughly four-in-ten Boomer (42%) and Silent Generation Republicans (41%) say the same. Almost no generation gap exists among Democrats in views on this issue.

When it comes to views of Donald Trump, there are sizable generational divides, particularly among Republicans. Nine-in-ten Republicans in the Silent Generation approve of the job the president is doing, as do 85% of Baby Boomer Republicans and 76% of Gen X Republicans; smaller majorities of GOP Millennials (65%) and Gen Zers (59%) think he's doing a good job.

Younger generations also have a different view of the U.S. relative to other countries in the world. While pluralities of nearly all generations (with the exception of the Silent Generation) say the U.S. is one of the best countries in the world along with some others, Gen Zers and Millennials are the least likely to say the U.S. is better than *all* other countries. Only 14% and 13%, respectively, hold this view, compared with one-in-five Gen Xers, 30% of Boomers and 45% of Silents.

## Gen Z, Millennials most likely to see link between human activity, climate change

% saying ...



Note: Share of respondents who didn't offer an answer not shown. Source: Surveys of U.S. adults ages 18 and older conducted Sept. 24-Oct. 7, 2018, and U.S. teens ages 13 to 17 conducted Sept. 17-Nov. 25, 2018.

"Generation Z Looks a Lot Like Millennials on Key Social and Political Issues"

PEW RESEARCH CENTER



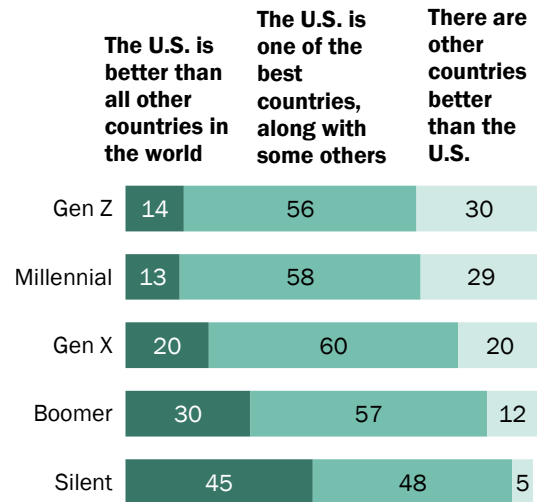
Roughly three-in-ten Gen Zers and Millennials say there are other countries that are better than the U.S.

In their views about the general direction of the country, Gen Zers are mostly downbeat, but they're not alone in that assessment. Among Gen Zers, Millennials and Gen Xers, two-thirds or more say things in this country are generally going in the wrong direction. About six-in-ten Boomers (61%) say the same. Members of the Silent Generation have a less negative view (53% say things are going in the wrong direction).

Today's 13- to 21-year-olds are only slightly more likely than Millennials to say ordinary citizens can do a lot to influence the government in Washington (53% of Gen Zers say this vs. 46% of Millennials). And their views on this issue don't differ much from those of Gen Xers, Boomers or Silents (50%, 58% and 58%, respectively, say citizens can have a lot of influence on the government).

## About three-in-ten Gen Zers, Millennials say there are other countries that are better than the U.S.

*% saying ...*



Note: Share of respondents who didn't offer an answer not shown.  
Source: Surveys of U.S. adults ages 18 and older conducted Sept. 24-Oct. 7, 2018, and U.S. teens ages 13 to 17 conducted Sept. 17-Nov. 25, 2018.  
"Generation Z Looks a Lot Like Millennials on Key Social and Political Issues"

PEW RESEARCH CENTER

## Stark generational gaps in views on race

Younger generations have a different perspective than their older counterparts on the treatment of blacks in the United States. Two-thirds of Gen Z (66%) and 62% of Millennials say blacks are treated less fairly than whites in the U.S. Fewer Gen Xers (53%), Boomers (49%) and Silents (44%) say this. Roughly half of Silents (44%) say both races are treated about equally, compared with just 28% among Gen Z.

The patterns are similar after controlling for race: Younger generations of white Americans are far more likely than whites in older generations to say blacks are not receiving fair treatment.

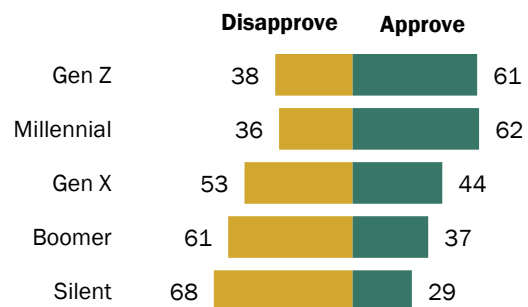
Younger generations also have a different viewpoint on the issue of NFL players kneeling during the national anthem as a protest. Majorities among Gen Z (61%) and the Millennial generation (62%) approve of the protests. Smaller shares of Gen Xers (44%) and Baby Boomers (37%) favor these actions. Members of the Silent Generation disapprove of the protests by a more than two-to-one margin (68% disapprove, 29% approve).

Gen Zers and Millennials share similar views about racial and ethnic change in the country. Roughly six-in-ten from each generation say increased racial and ethnic diversity is a good thing for our society. Gen Xers are somewhat less likely to agree (52% say this is a good thing), and older generations are even less likely to view this positively.

Younger Republicans again stand out in this regard. Half of Gen Z Republicans (51%) say increased racial and ethnic diversity is a good thing for the country. This compares with 38% of Millennial, 34% of Gen X, 30% of Boomer and 28% of Silent Generation Republicans. Among Democrats, there is widespread agreement across generations.

## Among Gen Z and Millennials, most approve of NFL protests

*% saying they \_\_\_ of players choosing to kneel during the national anthem as a form of protest*



Note: Share of respondents who didn't offer an answer not shown. Source: Surveys of U.S. adults ages 18 and older conducted Sept. 24-Oct. 7, 2018, and U.S. teens ages 13 to 17 conducted Sept. 17-Nov. 25, 2018.

"Generation Z Looks a Lot Like Millennials on Key Social and Political Issues"

PEW RESEARCH CENTER

Though they differ in their views over the changing racial and ethnic makeup of the country, across generations most Americans agree about the impact that legal immigrants have on society. On balance, all generations see legal immigration as more positive than negative. Across most generations, Democrats are more likely than Republicans to say legal immigrants are having a positive impact. However, within Gen Z there is no partisan gap on this issue.

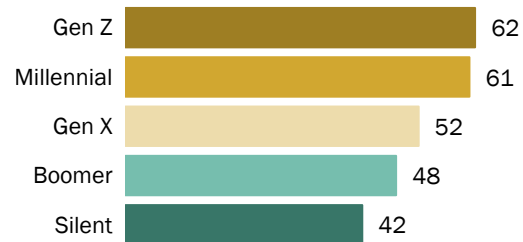
When it comes to views about how careful people should be in using potentially offensive language, members of Gen Z are divided over whether people need to be more careful or if concerns about political correctness have gone too far. Some 46% of Gen Zers say people need to be more careful about the language they use to avoid offending people with different backgrounds, while 53% say too many people are easily offended these days over the language that others use.

Gen Zers' views are only modestly different from those of Millennials and Gen Xers on this topic: 39% and 38%, respectively, say people need to be more careful about the language they use, while about six-in-ten say people are too easily offended these days. Interestingly, members of the Silent Generation are closer to members of Gen Z in their views on this topic than they are to Boomers, Gen Xers or Millennials.

---

## Younger generations see increased diversity as good for society

*% saying increasing racial and ethnic diversity is a good thing for our society*



Source: Surveys of U.S. adults ages 18 and older conducted Sept. 24-Oct. 7, 2018, and U.S. teens ages 13 to 17 conducted Sept. 17-Nov. 25, 2018.

“Generation Z Looks a Lot Like Millennials on Key Social and Political Issues”

PEW RESEARCH CENTER

---

## Gen Z and Millennials have similar views on gender and family

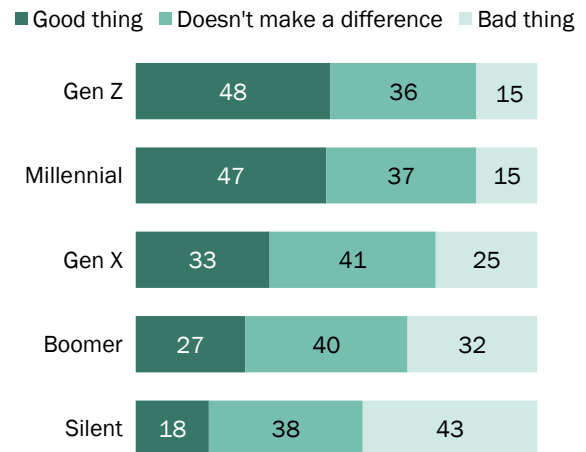
Since they first entered adulthood, Millennials have been at the leading edge of [changing views](#) on same-sex marriage. In 2014, when a narrow majority of all adults (52%) said they favored allowing gays and lesbians to marry legally, 67% of Millennials held that view. Today, members of Generation Z are just as likely as Millennials to say allowing gay and lesbian couples to marry has been a good thing for the country (48% of Gen Zers and 47% of Millennials hold this view). One-third of Gen Xers say this is a good thing for the country, as do 27% of Baby Boomers. Members of the Silent Generation are the least enthusiastic (18% say this is a good thing).

Relatively few Gen Zers or Millennials (15%) say same-sex marriage is a bad thing for society. Boomers and Silents are much more likely to view this change negatively (32% and 43%, respectively, say this is a bad thing). Across generations, about four-in-ten say allowing gays and lesbians to marry hasn't made much of a difference for the U.S.

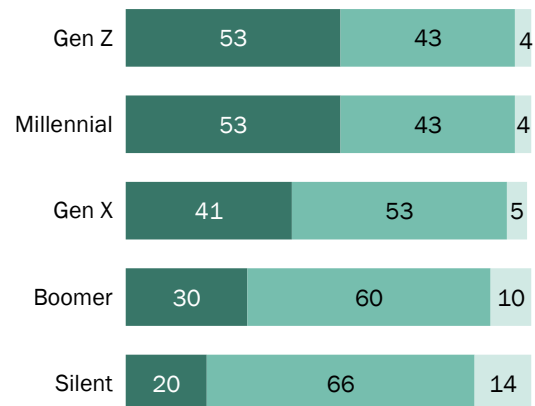
In other ways, too, Gen Zers and Millennials are similar in their openness to changes that are affecting the institutions of marriage and family. Roughly half (53%) from each generation say interracial marriage is a good thing for our society. Gen Xers are somewhat less likely to agree (41% say this is a good thing), and older generations are much less likely to view interracial marriage positively. Relatively few across generations say this trend

### About half of Gen Zers and Millennials say same-sex marriage, interracial marriage are good for society

*% saying gay and lesbian couples being allowed to marry is a \_\_\_\_ for our society*



*% saying people of different races marrying each other is a \_\_\_\_ for our society*



Note: Share of respondents who didn't offer an answer not shown.  
Source: Surveys of U.S. adults ages 18 and older conducted Sept. 24-Oct. 7, 2018, and U.S. teens ages 13 to 17 conducted Sept. 17-Nov. 25, 2018.  
"Generation Z Looks a Lot Like Millennials on Key Social and Political Issues"

PEW RESEARCH CENTER

is bad for society; majorities of Silents (66%) and Boomers (60%) say it doesn't make much difference, as do 53% of Xers.

When it comes to couples living together without being married, roughly two-thirds of each generation (with the exception of Silents) say this doesn't make much of a difference for society. About one-in-five Gen Zers and Millennials say cohabitation is a good thing for society – higher than the shares for older generations. Fully 41% of Silents say this is bad thing for the country, as do about a quarter of Boomers.

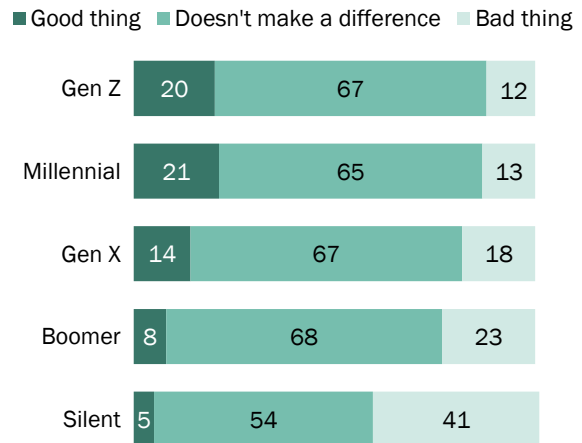
Compared with their views on cohabitation, the youngest generations have a more negative assessment of the impact of single women raising children: 35% among Gen Z and 36% of Millennials say this is a bad thing for society; roughly four-in-ten Gen Xers and Boomers and 48% of Silents say the same. About half of Gen Zers and Millennials say this doesn't make much difference for society, while relatively few (15%) view it as a good thing.

**Across generations, majorities say financial and child care responsibilities should be shared**

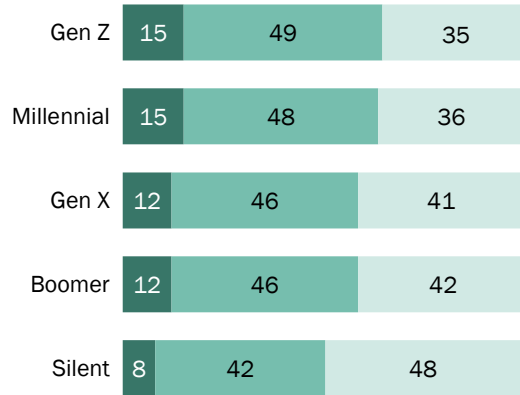
In their views about gender roles within couples, members of Generation Z are virtually identical to Millennials and Gen Xers and quite similar to Baby Boomers. Large majorities in all four groups say that, in households with a mother and a father, the responsibility for providing for the family financially should be shared equally. About one-in-five Gen Zers, Millennials and Gen Xers – and a quarter of Boomers – say this responsibility should fall primarily

**Most generations are indifferent about cohabitation but have a more negative view of single motherhood**

*% saying couples living together without being married is a \_\_\_\_ for our society*



*% saying single women raising children on their own is a \_\_\_\_ for our society*



Note: Share of respondents who didn't offer an answer not shown. Source: Surveys of U.S. adults ages 18 and older conducted Sept. 24-Oct. 7, 2018, and U.S. teens ages 13 to 17 conducted Sept. 17-Nov. 25, 2018.

"Generation Z Looks a Lot Like Millennials on Key Social and Political Issues"

on the fathers. Very few say mothers should be mostly responsible for this. Silents are the outliers on this issue: 40% say fathers should be mostly responsible for providing for their families financially, while 58% say this responsibility should be shared between mothers and fathers.

For the most part, there are no notable gender gaps in views on this issue; the Silent Generation is the exception. Among Gen Zers, Millennials, Gen Xers and Boomers, male and female respondents are largely in agreement that mothers and fathers should share family financial responsibility. Among members of the Silent Generation, roughly half of men (49%) but 33% of women say fathers should be mostly responsible for providing for the family financially.

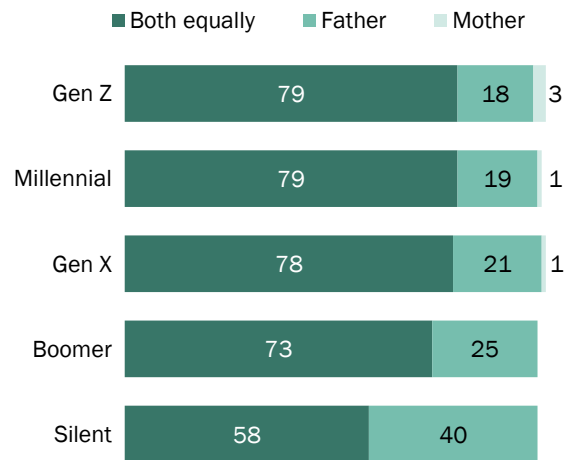
Large majorities (84% or more) across generations say that responsibility for taking care of children should be shared by mothers and fathers in households with two parents. Some 13% among Gen Z say this responsibility should fall mainly to mothers; similar shares of each of the other generations say the same. Very few say raising children should fall mostly to dads. Male and female respondents across generations have similar views on this issue.

### Widespread enthusiasm across generations for more women entering politics

A majority of Americans, regardless of generation, view the increasing number of women running for public office as a positive change for our society. Roughly two-thirds of Gen Zers, Millennials and Gen Xers say this is a good thing, as do 61% of Boomers and 55% of Silents. About four-in-ten in the Silent Generation (39%) say this trend doesn't make much difference for society, somewhat higher than the share among the three youngest generations (roughly three-in-ten).

### Majorities across generations say financial responsibilities should be shared in two-parent households

*% saying \_\_\_ should be mostly responsible for providing for the family financially in households where there's a mother and father*



Note: Share of respondents who didn't offer an answer not shown. Less than 1% of Boomer and Silent respondents answered Mother. Source: Surveys of U.S. adults ages 18 and older conducted Sept. 24-Oct. 7, 2018, and U.S. teens ages 13 to 17 conducted Sept. 17-Nov. 25, 2018. "Generation Z Looks a Lot Like Millennials on Key Social and Political Issues"

PEW RESEARCH CENTER

There are significant gender gaps on this question, with female respondents expressing much more enthusiasm about the growing number of women running for office in each generation except the Silents. Among Gen Zers, 76% of young women, versus 57% of young men, say the fact that more women are running for office is a good thing for society. The pattern is similar for Millennials, Gen Xers and Boomers. However, among Silents, roughly equal shares of men (57%) and women (54%) say this is a good thing.

### Gen Zers most likely to say forms or online profiles should offer gender options beyond ‘man’ and ‘woman’

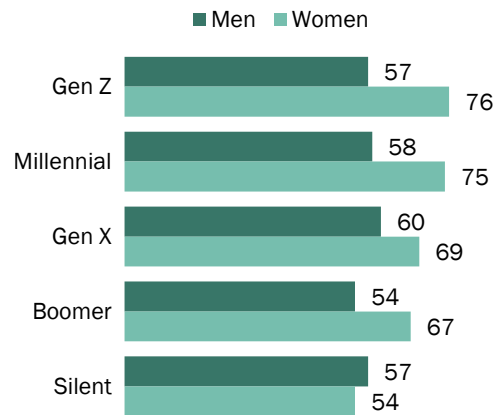
The recognition of people who don’t identify as a man or a woman has garnered increased attention amid changing laws concerning gender options on [official documents](#) and growing usage of [gender-neutral pronouns](#).

There are stark generational differences in views on these issues. Generation Z is the most likely of the five generations to say that when a form or online profile asks about a person’s gender it should include options other than “man” and “woman”; a 59% majority of Gen Zers say this. Half of Millennials say forms or online profiles should include additional gender options, as do about four-in-ten Gen Xers (40%) and Boomers (37%) and roughly a third of those in the Silent Generation (32%).

These views vary widely along partisan lines, with generational differences evident within each party coalition, but sharpest among

### Large gender gaps across most generations on whether more women running for office is a good thing

*% saying more women running for political office is a good thing for our society*



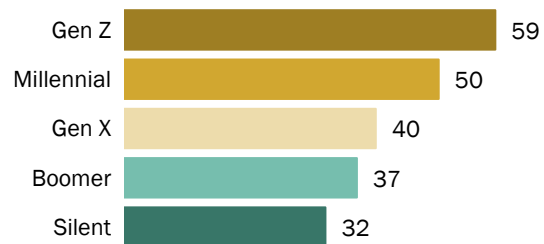
Source: Surveys of U.S. adults ages 18 and older conducted Sept. 24-Oct. 7, 2018, and U.S. teens ages 13 to 17 conducted Sept. 17-Nov. 25, 2018.

“Generation Z Looks a Lot Like Millennials on Key Social and Political Issues”

PEW RESEARCH CENTER

### About six-in-ten Gen Zers say forms should offer other gender options

*% saying that when a form or online profile asks about a person’s gender it should include options other than ‘man’ and ‘woman’*



Source: Surveys of U.S. adults ages 18 and older conducted Sept. 24-Oct. 7, 2018, and U.S. teens ages 13 to 17 conducted Sept. 17-Nov. 25, 2018.

“Generation Z Looks a Lot Like Millennials on Key Social and Political Issues”

PEW RESEARCH CENTER



Republicans and Republican-leaning independents. About four-in-ten Republican Gen Zers (41%) think forms should include other gender options, compared with 27% of Republican Millennials, 17% of GOP Gen Xers and Boomers and 16% of Republican Silents. Among Democrats and Democratic leaners, half or more in all generations say this, including 71% of Gen Zers and 55% of Silents.

### Gen Zers and Millennials have similar views on treatment of people who don't identify as a man or woman

When it comes to how accepting society in general is of people who don't identify as either a man or a woman, the views of Gen Zers and Millennials differ from those of older generations. Roughly half of Gen Zers (50%) and Millennials (47%) think that society is not accepting enough. Smaller shares of Gen Xers (39%), Boomers (36%) and those in the Silent Generation (32%) say the same.

A plurality of the Silent Generation (41%) say society is *too accepting* of people who don't identify as a man or woman. Across all generations, roughly a quarter say society's acceptance level is about right.

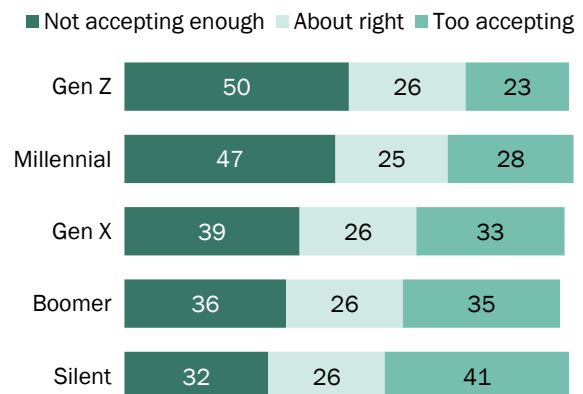
Again, there are large partisan gaps on this question, and Gen Z Republicans stand apart to some extent from other generations of Republicans in their views. Among Republicans, about three-in-ten Gen Zers (28%) say that society is not accepting enough of people who don't identify as a man or woman, compared with 20% of Millennials, 15% of Gen Xers, 13% of Boomers and 11% of Silents. Democrats vary little by generation in shares holding this view.

### Generations differ in their familiarity and comfort with using gender-neutral pronouns

Gen Zers and Millennials are much more familiar than their elders with the idea that some people may prefer gender-neutral pronouns: 74% of Gen Zers and 69% of Millennials say they have heard

### About half of Gen Zers, Millennials say society isn't accepting enough of people who don't identify as a man or woman

% saying that society is \_\_\_ of people who don't identify as either a man or a woman



Note: Share of respondents who didn't offer an answer not shown. Source: Surveys of U.S. adults ages 18 and older conducted Sept. 24-Oct. 7, 2018, and U.S. teens ages 13 to 17 conducted Sept. 17-Nov. 25, 2018.

"Generation Z Looks a Lot Like Millennials on Key Social and Political Issues"

PEW RESEARCH CENTER



“a lot” or “a little” about people preferring that others use gender-neutral pronouns such as “they” instead of “he” or “she” when referring to them, with about three-in-ten saying they have heard a lot about this. Most Gen Zers (62%) also have heard a lot or a little about people preferring gender-neutral pronouns.

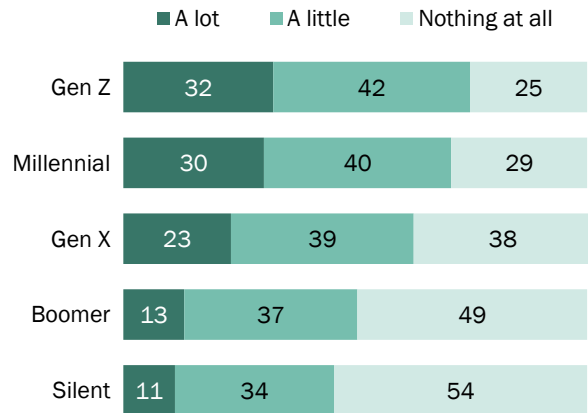
There is less awareness of this among older generations. Still, half of Boomers and 45% of Silents say they have heard at least a little about gender-neutral pronouns.

Gen Zers are also the most likely among the five generations to say they personally know someone who goes by gender-neutral pronouns, with 35% saying so, compared with 25% of Millennials. Each of these younger generations is more likely than Gen Xers (16%), Boomers (12%) and Silents (7%) to say they personally know someone who prefers that others use gender-neutral pronouns when referring to them. This generational pattern is evident among both Democrats and Republicans.

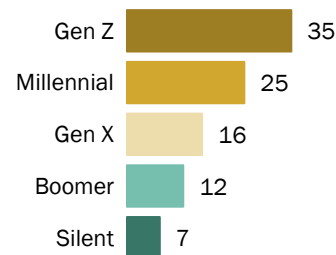
In addition to their greater familiarity with gender-neutral pronouns, Gen Zers and Millennials express somewhat higher levels of comfort with using gender-neutral pronouns, though generational differences on this question are more modest. Majorities of Gen Zers (57%) and Millennials (59%) say they would feel “very” or “somewhat” comfortable using a gender-neutral pronoun to refer to someone if asked to do so, including about three-in-ten (32% of Gen Zers, 31% of Millennials) who say they would be very comfortable doing this. By comparison, Gen Xers and Boomers are evenly divided: About as many say they would feel at least somewhat comfortable (49% and 50%, respectively) as say they would be uncomfortable.

### About a third of Gen Zers say they know someone who goes by gender-neutral pronouns

*% saying they have heard \_\_\_ about people preferring that others use gender-neutral pronouns such as ‘they’ instead of ‘he’ or ‘she’ when referring to them*



*% saying they personally know someone who prefers that others refer to them using gender-neutral pronouns*



Note: Share of respondents who didn't offer an answer not shown. Source: Surveys of U.S. adults ages 18 and older conducted Sept. 24-Oct. 7, 2018, and U.S. teens ages 13 to 17 conducted Sept. 17-Nov. 25, 2018.

“Generation Z Looks a Lot Like Millennials on Key Social and Political Issues”

PEW RESEARCH CENTER

Silents are the only group in which more say they would feel uncomfortable (59%) than say they would feel comfortable (39%) using a gender-neutral pronoun to refer to someone.

There are wide party gaps on this measure across generations. Within each generation, Democrats come down on the side of feeling comfortable, rather than uncomfortable, using a gender-neutral pronoun to refer to someone if asked to do so. In contrast, for each generation of Republicans, majorities say they would feel uncomfortable doing this.

Across generations, knowing someone who goes by gender-neutral pronouns is linked to comfort levels in using these pronouns. Three-quarters of Millennials and about two-thirds of Gen Zers, Gen Xers and Boomers who personally know someone who goes by gender-neutral pronouns say they would feel very or somewhat comfortable referring to someone with a gender-neutral pronoun. Those who don't know someone are roughly 20 percentage points less likely to say the same (51% of Gen Zers, 54% of Millennials, 46% of Gen Xers and 48% of Boomers who don't know someone say this).<sup>4</sup>

## Majorities of Gen Zers and Millennials would feel comfortable calling others by gender-neutral pronouns

*% saying they would feel \_\_\_ comfortable using a gender-neutral pronoun to refer to someone if asked to do so*

	Very	Somewhat	NET
Gen Z	32	25	57
Millennial	31	28	59
Gen X	25	24	49
Boomer	24	26	50
Silent	18	21	39

Source: Surveys of U.S. adults ages 18 and older conducted Sept. 24-Oct. 7, 2018, and U.S. teens ages 13 to 17 conducted Sept. 17-Nov. 25, 2018.

"Generation Z Looks a Lot Like Millennials on Key Social and Political Issues"

PEW RESEARCH CENTER

<sup>4</sup> Sample size limitations prevent comparisons among Silents by whether or not they know someone who goes by gender-neutral pronouns.

## Acknowledgments

This report is a collaborative effort based on the input and analysis of the following individuals. Find related reports online at [pewresearch.org/socialtrends](https://www.pewresearch.org/socialtrends)

Kim Parker, *Director, Social Trends Research*  
Juliana Horowitz, *Associate Director, Research*  
Nikki Graf, *Research Associate*  
Ruth Igielnik, *Senior Researcher*  
Anna Brown, *Research Analyst*  
Anthony Cilluffo, *Research Assistant*  
Deja Thomas, *Research Assistant*  
Claudia Deane, *Vice President, Research*  
Jessica Pumphrey, *Communications Associate*  
Michael Keegan, *Information Graphics Designer*  
David Kent, *Copy Editor*  
Travis Mitchell, *Digital Producer*

In addition, the project benefited greatly from the guidance of the Pew Research Center methodology team: Courtney Kennedy, Andrew Mercer, Nick Bertoni, Nick Hatley and Arnold Lau and from feedback provided by the following Pew Research Center researchers: Philip Schwadel, Aaron Smith and Monica Anderson; and Amanda Lenhart, Deputy Director, Better Life Lab, New America.

## Methodology

The data in this report come from two surveys: a survey of 10,682 U.S. adults ages 18 and older conducted using Pew Research Center’s American Trends Panel (ATP) and a survey of 920 teens ages 13 to 17 conducted using the NORC AmeriSpeak panel, for a combined sample size of 11,602.

### The American Trends Panel survey methodology

The ATP, created by Pew Research Center, is a nationally representative panel of randomly selected U.S. adults. Panelists participate via self-administered web surveys. Panelists who do not have internet access at home are provided with a tablet and wireless internet connection. The panel is being managed by Ipsos.

Data for adults ages 18 and older in this report are drawn from the panel wave conducted September 24-October 7, 2018. A total of 10,682 panelists responded out of 13,492 who were sampled, for a response rate of 79%. The cumulative response rate accounting for nonresponse to the recruitment surveys, and attrition is 3.8%.

---

#### American Trends Panel recruitment surveys

	Recruitment dates	Mode	Invited	Joined	Active panelists remaining
	Jan. 23 to March 16, 2014	Landline/ cell RDD	9,809	5,338	2,756
	Aug. 27 to Oct. 4, 2015	Landline/ cell RDD	6,004	2,976	1,639
	April 25 to June 4, 2017	Landline/ cell RDD	3,905	1,628	1,075
	Aug. 8, 2018–Ongoing	ABS/web	8,611	8,022	8,022
		<b>Total</b>	<b>28,329</b>	<b>17,964</b>	<b>13,492</b>

Note: Approximately once per year, panelists who have not participated in multiple consecutive waves or who did not complete an annual profiling survey are removed from the panel. Panelists also become inactive if they ask to be removed from the panel. The number of active panelists in this table reflects the state of the panel on Sept. 17, 2018.

PEW RESEARCH CENTER

---

The ATP was created in 2014, with the first cohort of panelists invited to join the panel at the end of a large, national, landline and cellphone random-digit-dial survey that was conducted in both English and Spanish. Two additional recruitments were conducted using the same method in 2015 and 2017, respectively. Across these three surveys, a total of 19,718 adults were invited to join the ATP, of which 9,942 agreed to participate.

In August 2018, the ATP switched from telephone to mail recruitment. Invitations were sent to a random, address-based sample (ABS) of households selected from the U.S. Postal Service’s Delivery Sequence File. In each household, the adult with the next birthday was asked to go online to complete a survey, at the end of which they were invited to join the panel. For a random half-

sample of invitations, households without internet access were instructed to return a postcard. These households were contacted by telephone and sent a tablet if they agreed to participate. As of Sept. 17, 2018, a total of 8,611 had been invited to join the panel, and 8,022 agreed to join the panel and completed an initial profile survey.

Of the 17,964 individuals who have ever joined the ATP, 13,492 remain active panelists and continue to receive survey invitations.

## Teens survey methodology

The teens survey was conducted using the NORC AmeriSpeak panel. AmeriSpeak is a nationally representative, probability-based panel of the U.S. household population. Randomly selected U.S. households are sampled with a known, nonzero probability of selection from the NORC National Frame, and then contacted by U.S. mail and telephone. A subsample of nonresponding households is selected to receive additional, in-person follow-up from field interviewers. More details about the NORC AmeriSpeak panel methodology are available [here](#).

This particular survey featured interviews with 920 teens ages 13 to 17. Interviews were conducted online and by telephone from September 17 to November 25, 2018. Of the 920 teens, 389 were sampled directly from NORC's AmeriSpeak Teen Panel. These are teens living in empaneled households who have already agreed to participate in surveys and for whom parental consent has already been obtained. The remaining 531 teens came from a sample of AmeriSpeak households known to have at least one child ages 12 to 17. In these households, sampled adults were screened to confirm that they were the parent or guardian of a teen ages 13 to 17 and were asked to solicit the participation of their teen.

The teens survey had a survey completion rate of 55% (920 completed interviews out of 1,683 screened eligible panelists for whom parental consent was granted). After accounting for nonresponse to the panel recruitment surveys, attrition, and nonresponse to the parental screener, the weighted cumulative response rate for the teens survey is 5%.

## Weighting

The adult and teen samples were each weighted separately to match population benchmarks. The samples were then combined and a final calibration step was applied to the weights to ensure that the combined sample would be representative of the larger U.S. population ages 13 and older.

## Adult weights

The ATP sample of adults was weighted in a multistep process that begins with a base weight incorporating the respondents' original survey selection probability and the fact that in 2014 and 2017 some panelists were subsampled for invitation to the panel. For panelists recruited prior to 2018, an adjustment was made for the fact that the propensity to join the panel and remain an active panelist varied across different groups in the sample. No adjustment was made for new panelists from the 2018 recruitment. The final step in the weighting uses an iterative technique known as raking that aligns the sample to population benchmarks on the dimensions listed in the accompanying table.

## Teen weights

The AmeriSpeak teen sample was weighted in a multistep process that began with the panel base sampling weights that reflect each household's probability of selection and the fact that some households are subsampled for in-person nonresponse follow-up. These household level weights were then further adjusted for nonresponse and unknown eligibility. These household-level weights were passed on to all eligible adults in each participating household and further adjusted to correct for within-household nonresponse, and calibrated to match the U.S. Census Bureau's Current Population Survey (CPS) on age, sex, education, race/Hispanic ethnicity, housing tenure, telephone status and census division to create the final panel weights.

Empaneled teens already belonging to the AmeriSpeak Teen Panel received the same weight as their parent. For the 389 who completed the survey, a nonresponse ratio adjustment was performed using the teen's age, gender, race/ethnicity, and their parents' highest level of education.

For parents who completed the screener and consented to their child's participation, a ratio adjustment was performed using the parents' age, gender, race/ethnicity, and education to correct for nonresponse and non-consent. This weight was then passed on to the eligible teen. For the 531 non-empaneled teens recruited through their parents, a final ratio adjustment based on their parents' age, gender, race/ethnicity and education was performed.

---

## American Trends Panel weighting dimensions

Variable	Benchmark source
Gender	2016 American Community Survey
Age	
Education	
Race/Hispanic origin	
Region x Metropolitan status	2017 CPS March Supplement
Volunteerism	2015 CPS Volunteer Supplement
Voter registration	2016 CPS Voting and Registration Supplement
Party affiliation	Average of the three most recent Pew Research Center telephone surveys.
Internet access	2018 Pew Research Center internet core trends telephone survey

Note: Estimates from the ACS are based on non-institutionalized adults. Voter registration is calculated using procedures from Hur, Achen (2013) and rescaled to include the total US adult population.

PEW RESEARCH CENTER

---

Finally, the empaneled and non-empaneled teens were combined, and the data were raked to match the 2018 CPS March supplement with respect to age, gender, race/Hispanic ethnicity, census division, parents' highest level of education, and household size.

### Combined weights

To create the final set of weights the teen and adult samples were combined and their weights rescaled so that each sample was proportional to its share of the total population. The combined sample was then raked to match the 2016 American Community Survey (ACS) on generational age groups, sex, race/Hispanic ethnicity, education, and the 2017 CPS March Supplement on census region by metropolitan status.

### Margin of error

Sampling errors and statistical-significance tests take into account the effect of weighting. Interviews are conducted in both English and Spanish, but the American Trends Panel's Hispanic sample is predominantly native born and English speaking.

The following table shows the unweighted sample sizes and the error attributable to sampling that would be expected at the 95% level of confidence for different groups:

<b>Group</b>	<b>Unweighted sample size</b>	<b>Plus or minus ...</b>
Generation Z (born 1997-2005)*	1,178	4.2 percentage points
Millennials (born 1981-96)	2,674	2.8 percentage points
Generation X (born 1965-80)	2,784	2.8 percentage points
Baby Boomers (born 1946-64)	3,983	2.6 percentage points
Silent Generation (born 1928-45)	964	5.1 percentage points

\*In this analysis, teens' (ages 13 to 17) responses were combined with those of adults ages 18 to 21 to form Generation Z.

In addition to sampling error, one should bear in mind that question wording and practical difficulties in conducting surveys can introduce error or bias into the findings of opinion polls.

Sample sizes and sampling errors for other subgroups are available upon request.

© Pew Research Center, 2019